

DonorDrive Charity Fundraising

Mobile App for iOS & Android

App Overview Guide

Introduction

The DonorDrive Charity Fundraising app is a place where anyone can make an impact for nonprofit causes they care about through fundraising.


The purpose of this guide is to show you, as a fundraiser, how to:

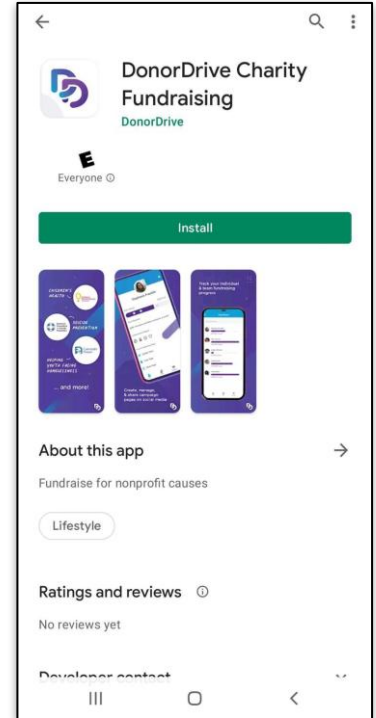
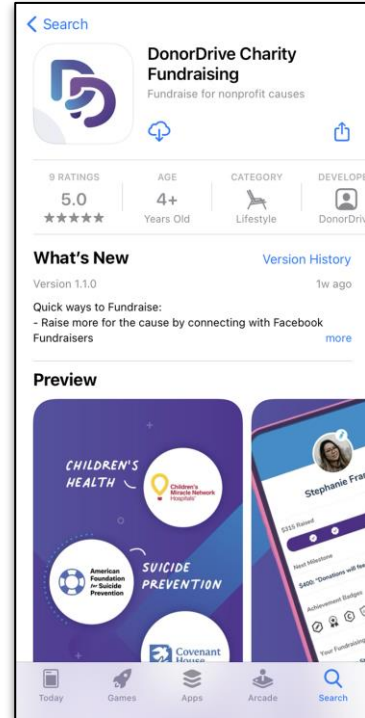
1. Fundraise for Big Brothers Big Sisters Kansas City
2. Go through each tab, the app offers, and what type functions those tabs include
3. View the settings for your fundraising profile and app
4. Contact Support for help

Downloading the DonorDrive Charity Fundraising App

First, you'll want to download the DonorDrive mobile app. This can be done from both the [Apple App Store](#) for Apple iOS users and the [Google Play Store](#) for Android users.

Search for "DonorDrive" to find the **DonorDrive Charity Fundraising** app.

 The app will only work on mobile devices that are using iOS version 14 or later and Android OS 4.4 or later.



Logging In or Registering as a New User

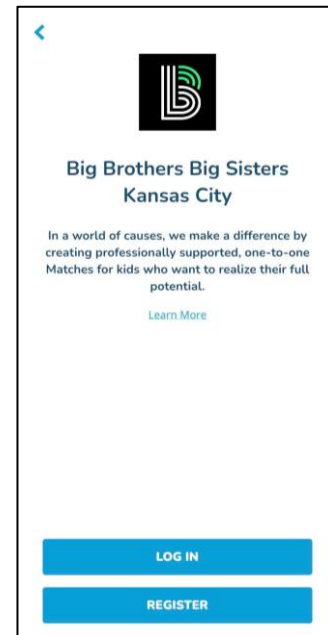

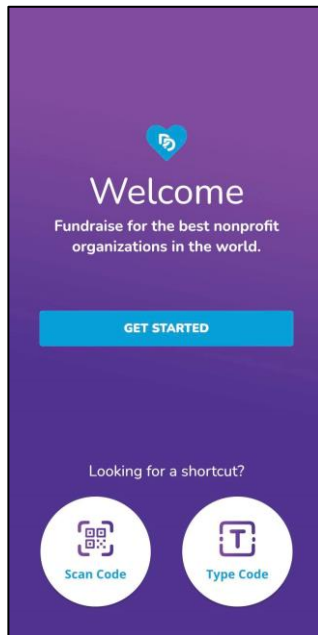
Once downloaded onto a mobile device, tap **Get Started** and search for Big Brothers Big Sisters Kansas City.

Registering as a new user:

If you are not currently registered online, tap **Register** to sign up for Summer Bowl for Kids' Sake.

Logging in with an existing account:

If you have already registered for Summer Bowl for Kids' Sake, **log in** with your same credentials.

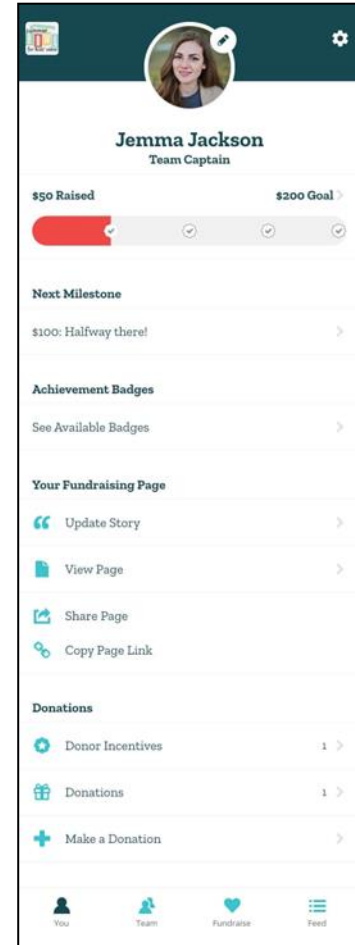


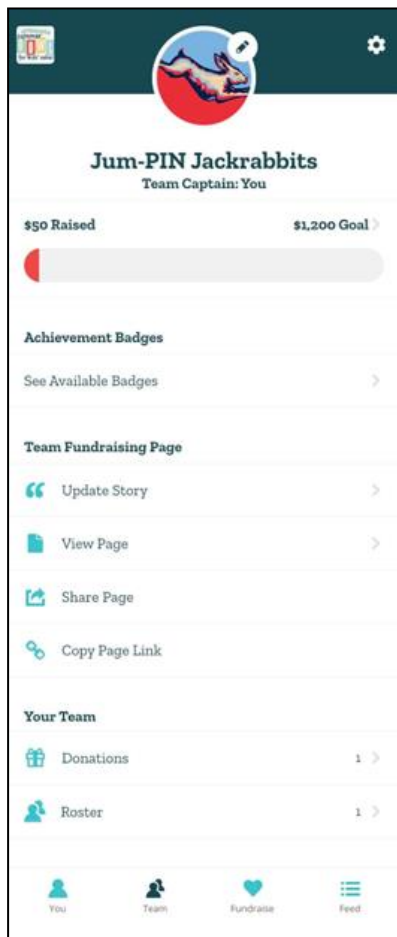
"You" Tab

Navigating to the **You** tab allows you to access and manage your personal fundraising information, such as:

- Change your profile image & display name.
- Update your fundraising goal.
- Set milestones leading up to your goal.
- Update your fundraising story for all to see.
- Share your Fundraising page on your phone.
- View donations you've received.
- And more!

You can also make donations directly toward your personal fundraising goal.





“Team” Tab

The **Team** tab allows you to access your team fundraising page, if you are part of a team.

All Team Members will be able to use the **Team** tab to:

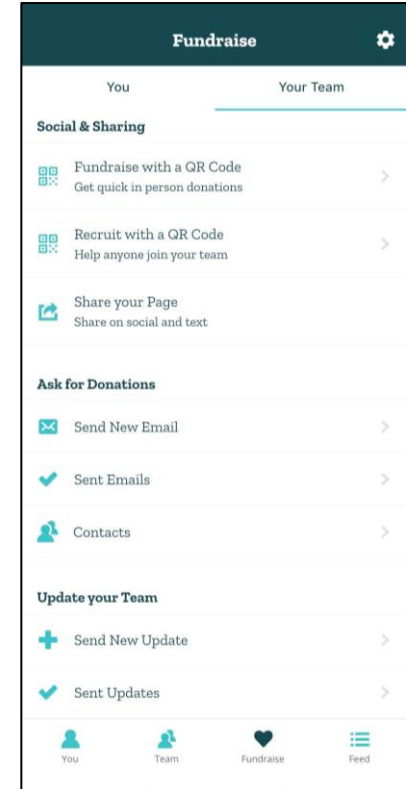
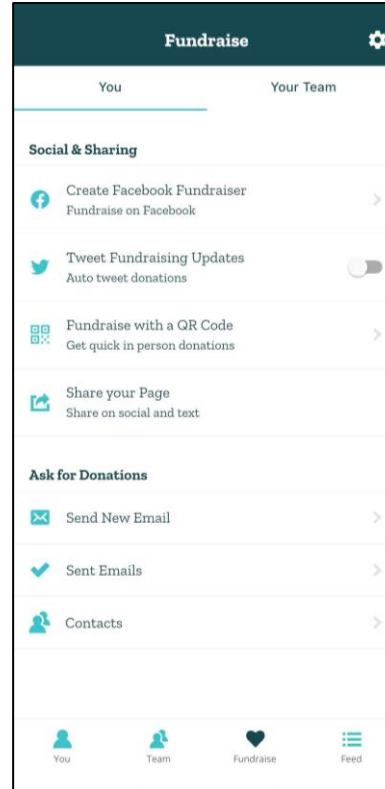
- View your team page.
- See your Team’s Fundraising Goal progress.
- Share the Team page on your phone.
- See your team roster, including your teammates' fundraising progress.

If you are a Team Captain, you can make updates to your team's fundraising page, such as updating the profile image, changing the fundraising story, and more.

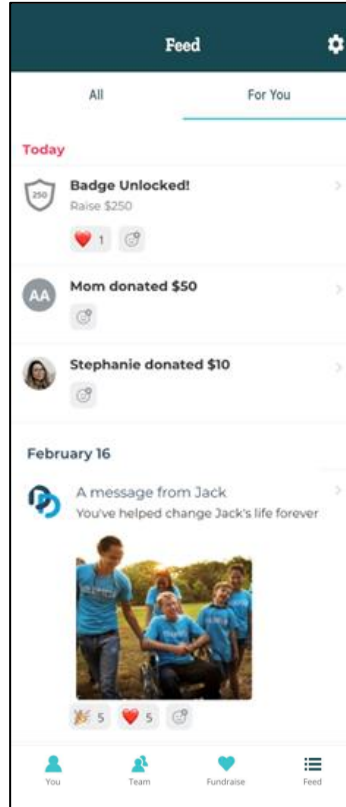
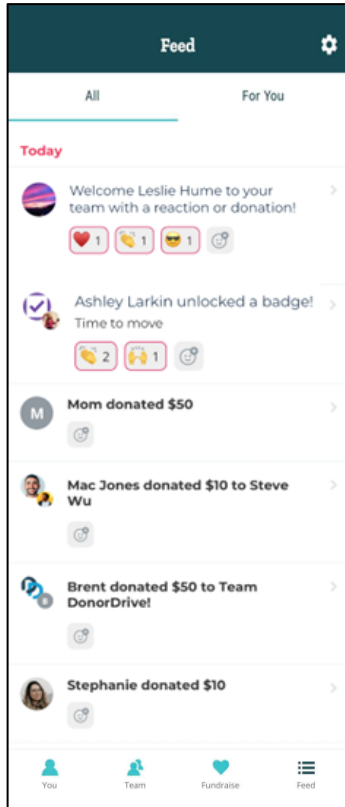
"Fundraise" Tab

The **Fundraise** tab helps you complete key actions that can boost your personal and team fundraising. You can toggle between the "**You**" and "**Your Team**" tabs at the top of the screen to choose actions for your fundraising, such as:

- Create a Facebook Fundraiser.
- Display your QR Code to allow others to directly access your fundraising pages.
- Share your page with friends and family for donations.
- Send emails and upload contacts.
- And more!



"Feed" Tab



The **Feed** tab provides you with updates about your personal and team fundraising progress, showing the most recent updates at the top.

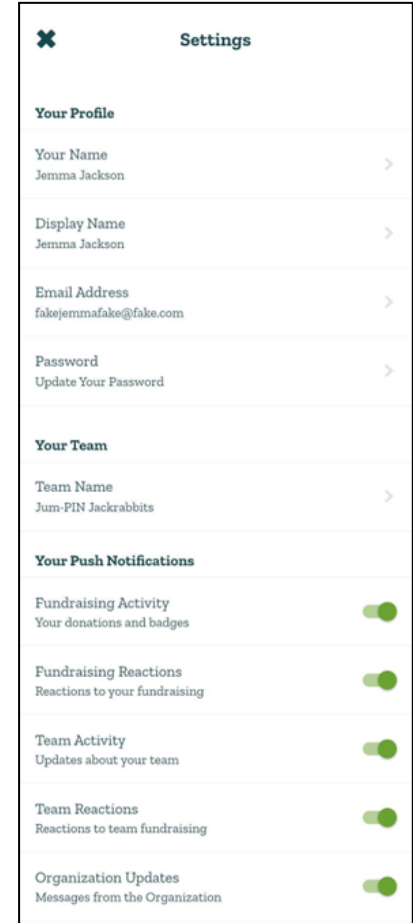
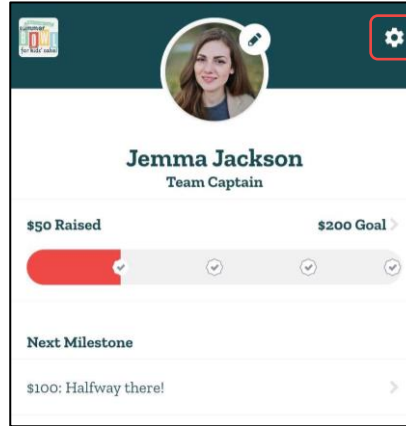
Toggle between the **"All"** and **"For You"** tabs at the top of the screen to see recent donations, any achievement badges or milestones you've reached, and messages from Big Brothers Big Sisters Kansas City.

Celebrate each other's fundraising with familiar reactions like smiley faces, hearts, and more. Tap and hold on a reaction to see who else has reacted.

Settings

The **Settings** icon appears in the top right-hand corner of any tab you're viewing, while logged into the mobile app, and allows you to update your fundraising account information, such as:

- Your name
- Changing your Display name, that shows on your Fundraising page or Campaign
- Email address
- Reset Your Password
- Push notifications



Contact Support

Need help with the **DonorDrive Charity Fundraising app**? Don't worry, you can contact DonorDrive's Support Team for mobile app questions and issues.

1. From any tab, tap the **Settings** icon, in the top right-hand corner
2. Tap **Get Support**
3. Send an email explaining your issue further to DonorDrive's Support Team

You'll hear from their Support Team shortly!

If you have questions about Summer Bowl for Kids' Sake, money you've raised, donations you've made, or other questions related to fundraising, please contact Big Brothers Big Sisters directly, at summerbowl@bbbskc.org.

