



# MOBILE APP USER GUIDE

HOW TO USE DONORDRIVE'S MOBILE APP FOR iOS & ANDROID


# TABLE OF CONTENTS

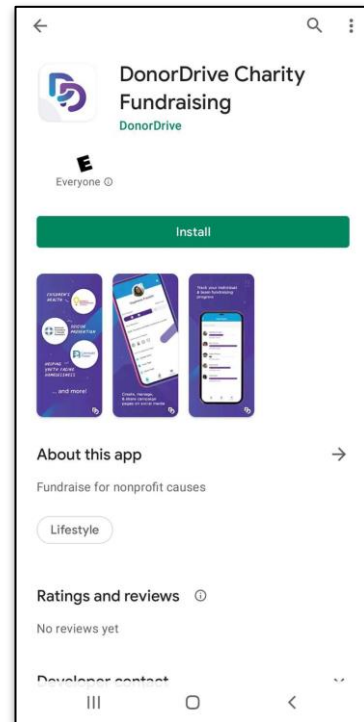
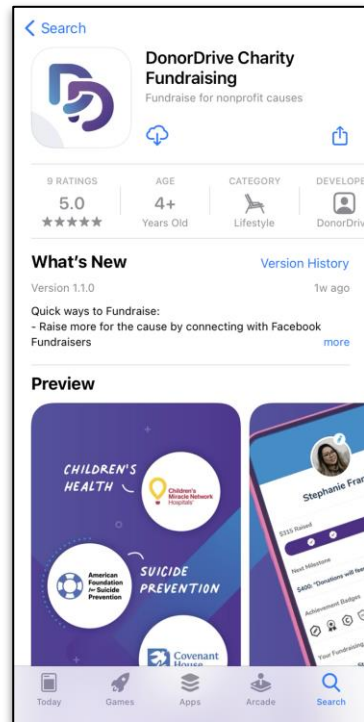
- |   |                          |   |                 |
|---|--------------------------|---|-----------------|
| ① | Download the Mobile App  | ⑥ | "Fundraise" Tab |
| ② | Log In or Register       | ⑦ | QR Codes        |
| ③ | "You" Tab                | ⑧ | "Feed" Tab      |
| ④ | "Team" Tab               | ⑨ | Settings        |
| ⑤ | Fundraising Leaderboards | ⑩ | Contact Support |

# DOWNLOAD THE MOBILE APP

Download the DonorDrive mobile app, for Summer Bowl for Kid's Sake. This can be done from both the [Apple App Store](#) for Apple iOS users and the [Google Play Store](#) for Android users.

Search for "DonorDrive" to find the **DonorDrive Charity Fundraising** app.

 The app will only work on mobile devices that are using iOS version 14 or later and Android OS 4.4 or later.



# LOG IN OR REGISTER

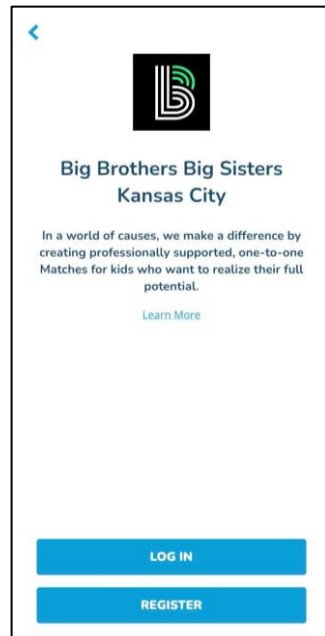

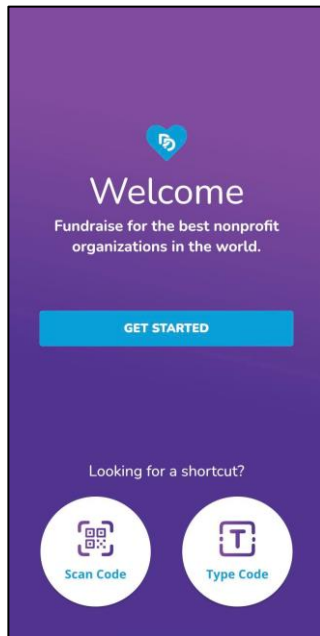
Once downloaded onto your mobile device, tap **Get Started** and search for Big Brothers Big Sisters Kansas City.

## Register as a New User:

If you are not currently registered on the Bowl for Kids' Sake website, tap **Register** to sign up.

## Log in with an Existing Account:

If you've already registered for Summer Bowl for Kids' Sake, click **Log In**. You can log in with a one-time email code or with your Bowl for Kids' Sake password.

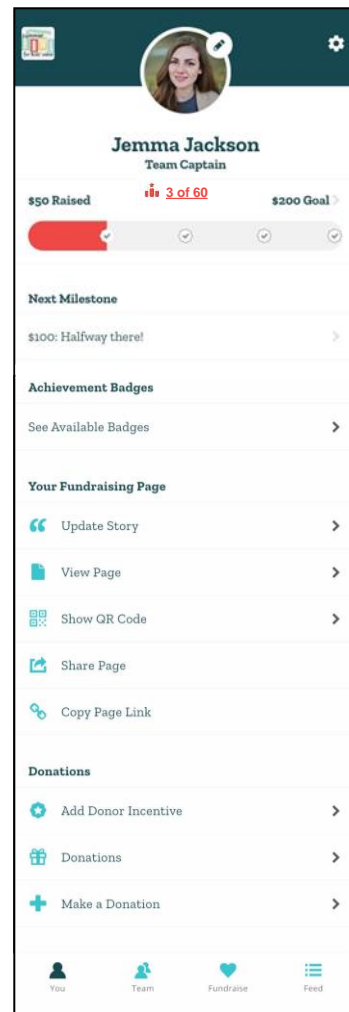


# “YOU” TAB

Navigating to the **You** tab allows you to access and manage your personal fundraising information, such as:

- Change your profile image & display name.
- Update your fundraising goal.
- Set fundraising milestones leading up to your goal.
- Update your fundraising story for all to see.
- Share your fundraising page on your phone.
- View donations you’ve received.
- Add donor incentives to motivate your supporters.
- And more!

You can also make donations directly toward your personal fundraising goal.



# "TEAM" TAB

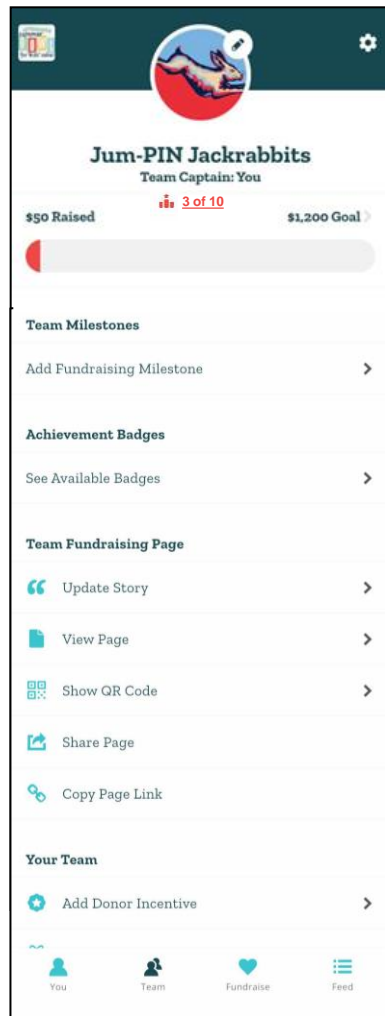
The **Team** tab allows you to access your team fundraising page, if you are part of a team.

All Team Members will be able to use the **Team** tab to:

- View your Team Fundraising Page.
- See your Team's Fundraising Goal progress.
- Share the Team Fundraising Page on your phone.
- Access your QR Code for others to donate or join your team.
- See your Team Roster, including your teammates' fundraising progress.

If you are a Team Captain, you can make updates to your team's fundraising page such as updating the profile image, changing the fundraising story, and more.

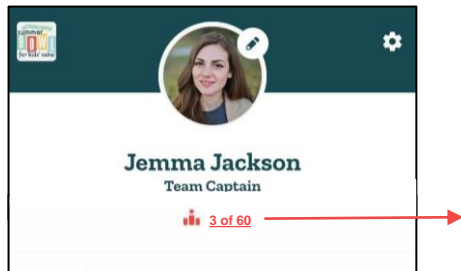
**NEW!** Team Captains can now add Fundraising Milestones and Donor Incentives to team fundraising pages, from inside the mobile app.



# FUNDRAISING LEADERBOARDS

Track your fundraising performance and competition through **Leaderboards**. See how you rank among your fellow fundraisers and teams!

- Access the Fundraiser Leaderboard by clicking on the small icon under your name on the **You** tab.
- Access the Team Leaderboard by clicking on the small icon under your team name on the **Team** tab.

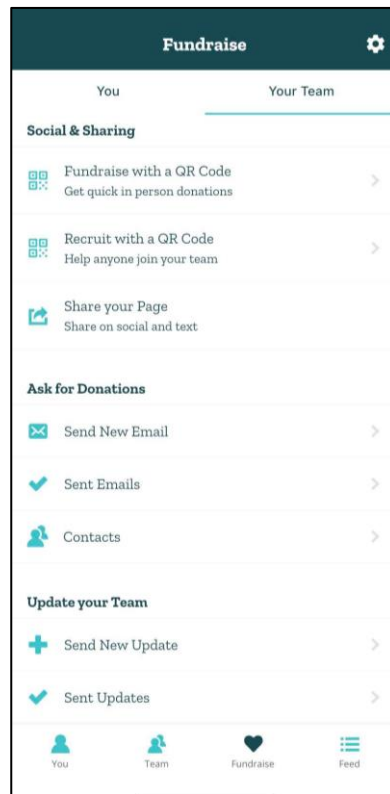
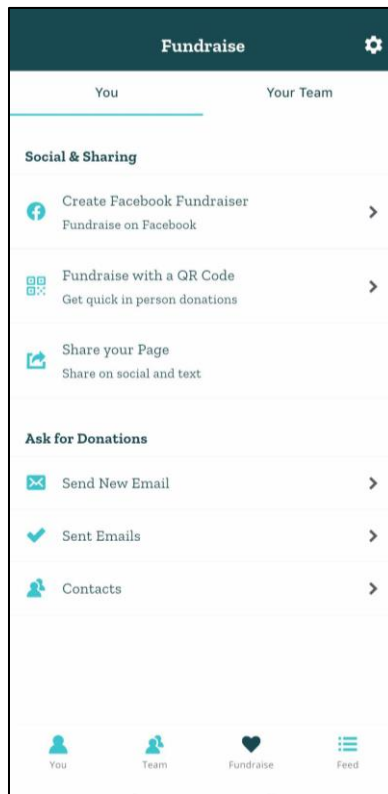


Fundraiser Leaderboard		
	<b>Rey Milbourne</b> DonorDrive \$1,000	1
	<b>Leslie Sampson</b> Pizza for Everyone \$800	2
	<b>Jemma Jackson</b> DonorDrive \$315	3
	<b>Steve Jones</b> Frank \$300	4
	<b>Ren Xue</b> Xue Makes it Happen \$260	5
	<b>Diego Rivera</b> Team Seventeen with a Really Really Long Name \$245	6
	<b>Franklin Peters</b> Team Kings of Main Street \$230	7
	<b>Scarlet Munch</b> Donuts \$150	8
	<b>Tom Smith</b>	9

# “FUNDRAISE” TAB

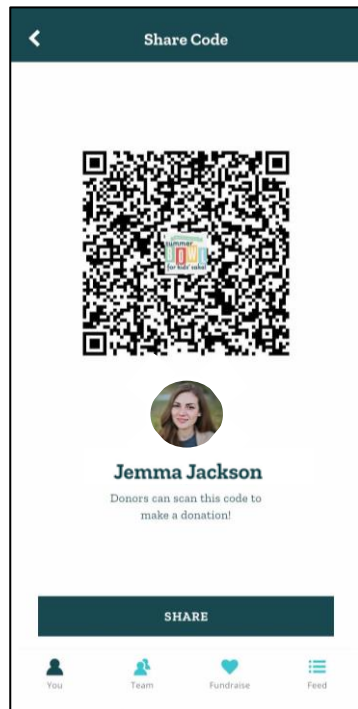

The **Fundraise** tab helps you complete key actions that can boost your personal and team fundraising. You can toggle between the “You” and “Your Team” tabs at the top of the screen to choose actions for your fundraising, such as:

- Create a Facebook Fundraiser.
- Display your QR Code to allow others to directly access your fundraising pages.
- Share your fundraising page with friends and family, to ask for donations.
- Send emails and upload contacts.
- And more!



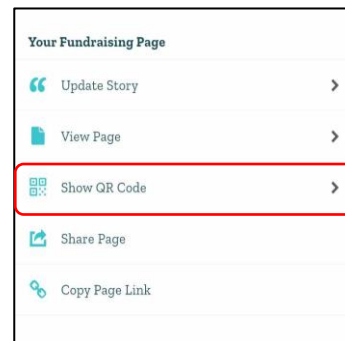
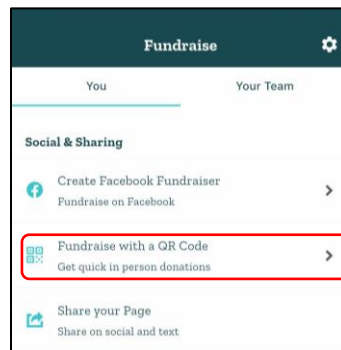


# QR CODES

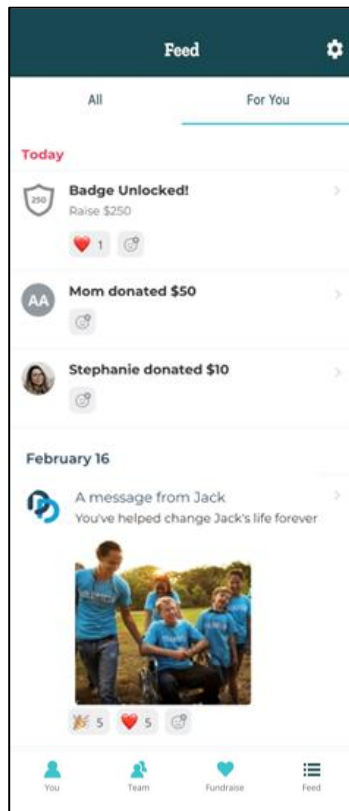
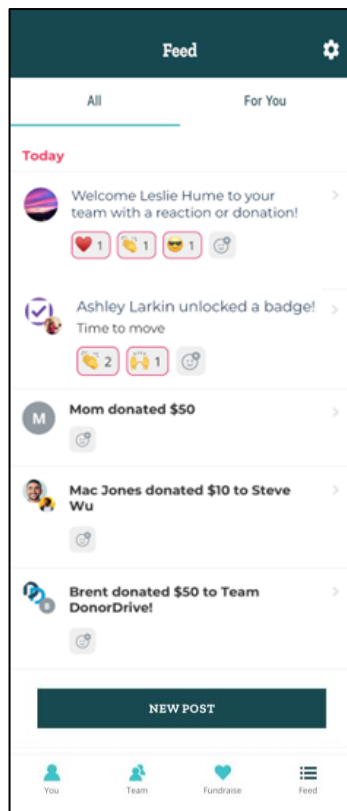


QR codes are a great resource if you like to fundraise in person. Others can scan your QR code to donate directly to your fundraising page or even join your team!

- Access your personal or team QR code by clicking the "Show QR Code" button on the **You** and **Team** tabs.
- You can also access the QR codes on your **Fundraise** tab, by clicking "Fundraise with a QR Code" or "Recruit with a QR Code".



# “FEED” TAB



Your **Feed** provides you with updates about your personal and team fundraising progress, showing the most recent updates at the top.

Toggle between the “All” and “For You” tabs at the top of the screen to see recent donations, any achievement badges or milestones you've reached, and messages from Big Brothers Big Sisters Kansas City.

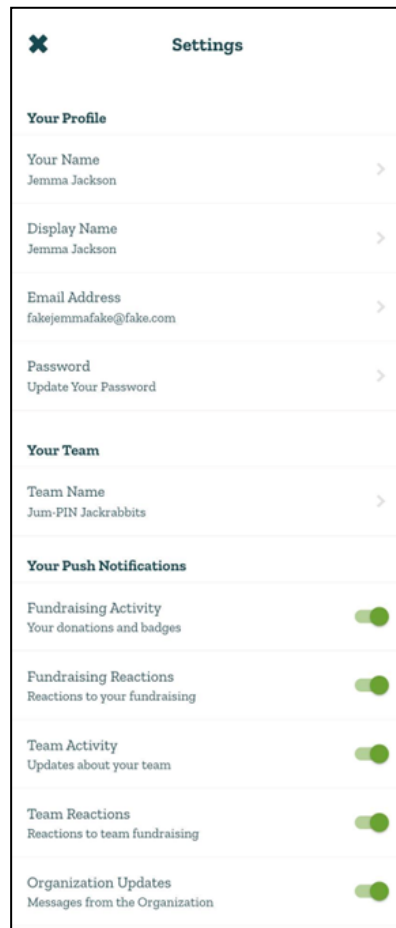
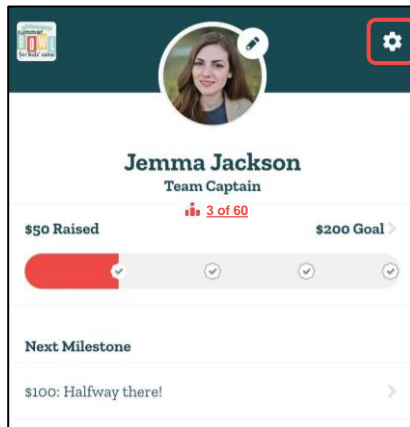
Celebrate each other's fundraising with familiar reactions like smiley faces, hearts, and more. Tap and hold on a reaction to see who else has reacted.

Team Captains can also use the Feed to post messages to your team to promote engagement and send team updates. These feed posts can only be viewed by members of your team. Tap “New Post” to write your message and add optional images and links.

# SETTINGS

Access your **Settings** by clicking the gear icon in the top right-hand corner of any tab you're viewing, while logged into the mobile app. Here, you can update your fundraising account information, such as:

- Your Name
- Display Name, that shows on your Fundraising page or Campaign
- Email Address
- Password
- Push Notifications



# CONTACT SUPPORT

Need help with the **DonorDrive Charity Fundraising app**? Don't worry, you can contact DonorDrive's Support Team for mobile app questions and issues.

1. From any tab, tap the **Settings** icon, in the top right-hand corner
2. Tap **Get Support**
3. Send an email explaining your issue further to DonorDrive's Support Team

You'll hear from their Support Team shortly!

*If you have questions about Summer Bowl for Kids' Sake, money you've raised, donations you've made, or other questions related to fundraising, please contact Big Brothers Big Sisters directly, at [summerbowl@bbbskc.org](mailto:summerbowl@bbbskc.org).*

